

# Vision Extensions for Chrome



**Extensify:** the ultimate tool for lightning fast enabling and disabling all your extensions for Google Chrome. Just enable the extension when you want to use it, and disable when you want to get rid of it for a little while. You can also launch Chrome Apps right from the list.

- \* Keep your browser fast - disable extensions that you won't use right away.
- \* Keep your toolbar clean
- \* Ideal companion for extensions collectors.
- \* Turn all extensions off (and back on) with a single click.
- \* Quick switch between several extensions groups using the Profiles feature.



**Read and Write for Google:** Boost reading and writing confidence. Offer support for Google Docs/web to students with learning difficulties, dyslexia or ELL/ESL.

Read&Write for Google Chrome™ offers a range of powerful support tools to help students gain confidence with reading, writing, studying and research, including:

- Hear words, passages, or whole documents read aloud with easy-to-follow dual color highlighting
- See the meaning of words explained with text and picture dictionaries
- Hear text translated into other languages
- Get suggestions for the current or next word as you type
- Turn words into text as you speak
- Highlight text in documents or the web and collect for use in other documents
- Create and listen to voice notes directly inside of Google Docs
- Simplify and summarize text on web pages



## **Readability :**

- "Read Now" to disable surrounding webpage noise and clutter
- "Read Later" to save content to your personal reading list
- "Send to Kindle" to send any web page to your Kindle in a comfortable reading view
- Tagging to help you keep your reading list organized
- Automatically sync your reading list to your Kindle every day with Kindle digests
- Printing
- Sharing through email, Facebook, and Twitter
- Configurable content appearance: font color and size



### **Magic Scroll Web Reader:**

The MagicScroll Web Reader turns every page on the web into a MagicScroll book. Its unique scrolling system lets you scroll web pages without moving them, making it easier to read long articles without being distracted. After install you'll see a small book icon in the chrome toolbar. Visit a page you want to read and click the icon to transform it into a MagicScroll book.



**Speak it :** SpeakIt reads selected text using Text-to-Speech technology with language auto-detection. It can read text in more than 50 languages.

Usage:

- First select the text you want it to read.
- Then click the icon to start listening.
- When it is ready to read, the number of sentences is shown on the icon.
- To stop listening at any time click pause



**\$ - Snap and Read: Text reader (TTS) that simplifies vocabulary, translates text, reads inaccessible text (OCR), and captures and cites sources. - From Don Johnson and has tutorials**

Snap&Read Extension for Chrome™ reads both accessible and inaccessible text aloud from websites, Flash websites, images, Google Docs, eBook Readers, Kindle Cloud Reader, email, PDFs, web-based tests, and more. Snap&Read also adjusts complex text to be more readable, translates text into over 100 languages, and allows you to capture information and cite your sources for use in writings. Snap&Read now supports Bookshare's Web Reader Snap&Read now supports the Kindle Cloud Reader. Read all your Kindle books (and textbooks) with Snap&Read. One of our favorite features is that both tools work offline so even when you aren't online (perhaps on a bus, on a plane, or even better... at the beach) you can still read.



**Chrome Vox:** The ChromeVox screen reader is an extension to Chrome that brings the speed, versatility, and security of Chrome to visually impaired users.

Unlike most accessibility software, it is built using only web technologies like HTML5, CSS and Javascript. ChromeVox was designed from the start to enable unprecedented access to modern web apps, including those that utilize W3C ARIA (Access to Rich Internet Applications) to provide a rich, desktop-like experience. This enables visually

impaired users to experience the power of web applications while also giving developers a way to verify the accessibility of their web applications.

Its simple yet powerful navigation is easy to learn and quickly gets new users up to speed browsing web sites and web-based applications eyes-free. Check out the documentation at [chromevox.com](http://chromevox.com) for the user guide, tutorial, keyboard shortcut and developer reference guides.

Note: ChromeVox is still in development and currently doesn't work in conjunction with desktop screen readers. In order to best use ChromeVox on your computer, you will need to disable your desktop screen reader when using ChromeVox.

**Z** Zoom: Zoom in or out on web content using the zoom button for more comfortable reading.

It helps you to zoom easy in and out a web page. Thanks to the slider and the zoom buttons. It's the number one and best magnifying browser extension to customize the zoom value of that web page.

Zoom is a lightweight and useful add-in designed to get a perfect zoom experience. It works for all known sites such as YouTube, Vimeo, Yahoo, Amazon, Wikipedia, Facebook, New York Times, Lifehacker, Gmail, Google News etc. Not only this but these extensions are compatible with Google Chrome, Apple Safari, Mozilla Firefox, Opera and Yandex web browsers.

A few great features in this browser extension:

- ✓ Zoom with a slider: The best way to zoom perfect in on a web page is to use a slider. You can change the zoom factor from 1 up to 400.
- ✓ Scroll and Zoom: When you click on the Z button, and scroll up or down with your mouse. Zoom will automatically change LIVE that web page.
- ✓ Zoom all together In/Out: If you enable this option in the Zoom options page, it will zoom in/out on all the open web pages.
- ✓ Save website Zoom value: This save automatically the current zoom value of this website. So when you come later back to that website, it restore zoom value since you left the site. As user you can always set it back to default zoom, by clicking on the "Reset" button.
- ✓ Zoom Engine: You as user can choose what zoom engine you want to use. You can use the default browser zoom engine or the CSS website style zoom. That's more smoother and enjoyable.
- ✓ Manage all the Zoom for each website: In the options page you can easily edit or

remove the zoom value of that website.

- ✓ Option to display the Zoom value percent number in the Z button as a badge
- ✓ Option to display the right-click menu with the necessary zoom percentages
- ✓ Set default zoom ratio and zoom step
- ✓ Video and the web

This is one of the important browser extension also to improve your video entertainment. It zooms in the web page but it increase also the size of the video player example on YouTube™ and HTML5 video. And you can use the most popular Turn Off the Lights extension to dims the part around the video player.



**High Contrast:** Change or invert the color scheme to make webpages easier to read.

High Contrast lets you browse the web with your choice of several high-contrast color filters designed to make it easier to read text.

When you install this extension, all pages are "inverted", so black becomes white and white becomes black. Press the "browser action" icon in the toolbar to toggle it on and off, or customize your settings on a per-site basis. Use a convenient keyboard shortcut to quickly change your settings while you browse.

Other extensions try to change the default colors, but this ends up breaking many popular websites. Only this extension applies filters to your page that invert almost everything - the only exception is photos, which are left alone.

Also note that the Chrome web store and other built-in pages like the New Tab page and Settings pages are unaffected - extensions like this one are not allowed to modify them, by design.




**Visor:** Screen dimmer and reading aid, may help with fluency, eye-strain, concentration and comprehension whilst reading.

As well as being a great general purpose screen dimmer, Visor's overlays and point of focus feature may be assistive to users with visual perceptual difficulties such as Dyslexia, Scotopic Sensitivity Syndrome and Visual Stress. Whilst research shows results vary from person to person, some users may find that the use of overlays can help with fluency, eye-strain, concentration and comprehension whilst reading. In addition to the traditional overlay method, Visor also employs a point of focus feature, designed to further reduce visual confusions and the tendency to skip lines. This

horizontal focal point tracks your mouse, giving full focus to the content being read, whilst reducing the visual noise of the surrounding page.

Visor requires no special permissions, so must be reactivated with each page load.

Note: This extension will not work on Chrome's start page, options pages or the Chrome web store. This is a restriction of chrome.


\$\$  Kami and add ons: OCR by Kami (**Kami OCR takes your scanned PDF files and makes the text selectable.**)

View, annotate, share and collaborate your files on Chrome. Kami (formerly Notable PDF) is your cloud-based all-in-one document viewer and markup tool

With Kami, you can do more with your files. It is FREE to use but have options to upgrade for more advanced features Files Supported:

- PDF (.pdf)
- Documents (Microsoft Word, Google Docs, RTF)
- Powerpoint (Microsoft Powerpoint, Google Slides)
- Sheets (Microsoft Excel, Google Sheets)
- Image Files (.jpg, .jpeg, .png, .gif)

- Can pay and get voice upgrade.


For kids with reading issues (such as going line by line etc try:  BeeLine Reader or

 OPen Dyslexic Font.

Mind mapping:  Connected Mind or  Mind Mup

## Also Look at Hot Keys for Chrome

Chrome OS shortcut keys

Magnifier: Ctrl Alt 

<https://support.google.com/chromebook/answer/183101?hl=en>

Chrome shortcuts for Mac OS or Window OS see:

<https://www.shortcutworld.com/search.php?l=en&p=win> or

<https://support.google.com/chrome/answer/157179?hl=en>